

REEBOK WORK

SKO OG
ARBEIDSKLÆR





HVORDAN MÅLE FOTEN DIN

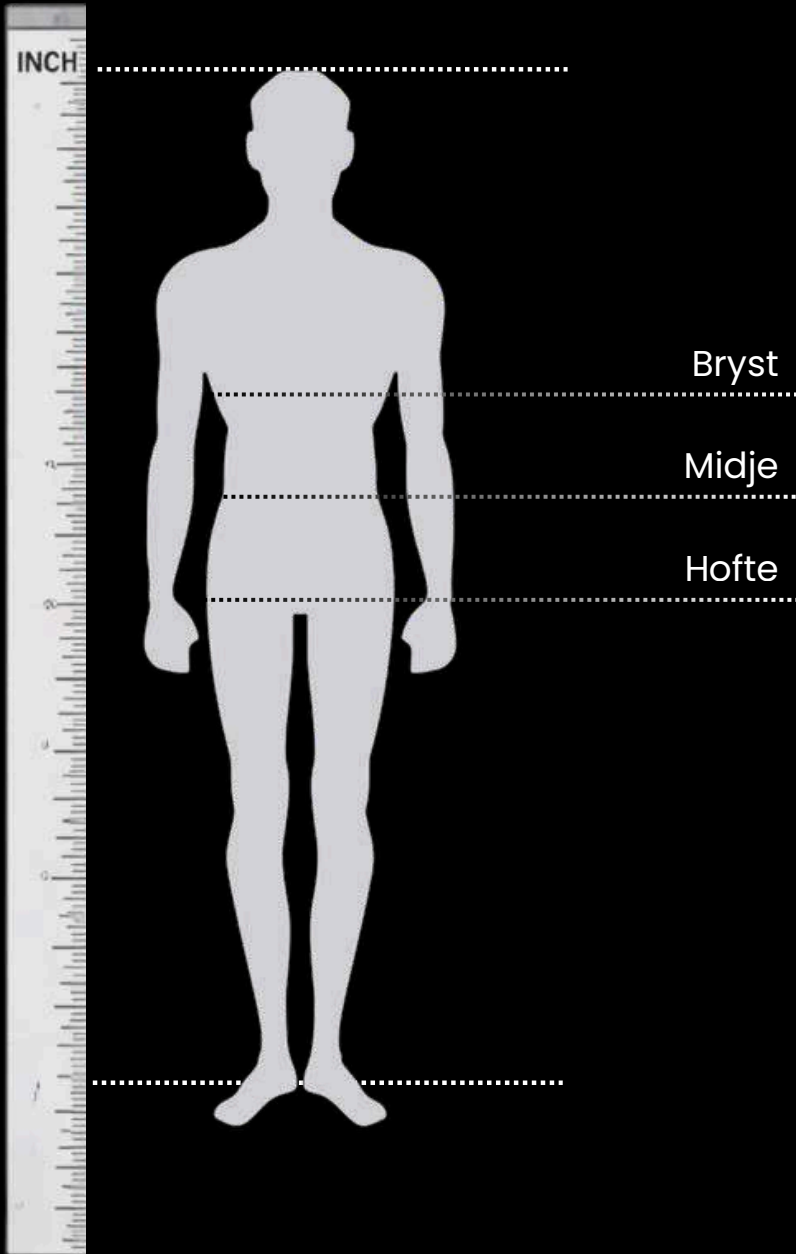
- 01 Legg et ark på et hardt gulv med kanten mot en vegg.
- 02 Stå på arket med hælen mot veggen.
- 03 Marker punktet der den lengste tåen slutter.
- 04 Mål avstanden fra veggen til merket i millimeter (mm).
- 05 Sammenlign målet med tabellen under.

FOTLENGDE (INCHES)	US STØRRELSE	UK STØRRELSE	EU STØRRELSE
8.3	3	2.5	35
8.5	3.5	3	35.5
8.7	4	3.5	36
8.9	4.5	4	37
9.1	5	4.5	37.5
9.3	5.5	5	38
9.4	6	5.5	38.5
9.6	6.5	6	39
9.8	7	6.5	40
10.0	7.5	7	40.5

** Tips: Hvis du er mellom to størrelser, velg den største for ekstra komfort.
(basert på official Reebok Work størrelsesguide) (Steel Toes)*

FOTLENGDE (INCHES)	US STØRRELSE	UK STØRRELSE	EU STØRRELSE
10.2	8	7.5	41
10.4	8.5	8	42
10.6	9	8.5	42.5
10.8	9.5	9	43
11.0	10	9.5	44
11.2	10.5	10	44.5
11.4	11	10.5	45
11.6	11.5	11	45.5
11.8	12	11.5	46

** Tips: Hvis du er mellom to størrelser, velg den største for ekstra komfort.
(basert på official Reebok Work størrelsesguide) (Steel Toes)*

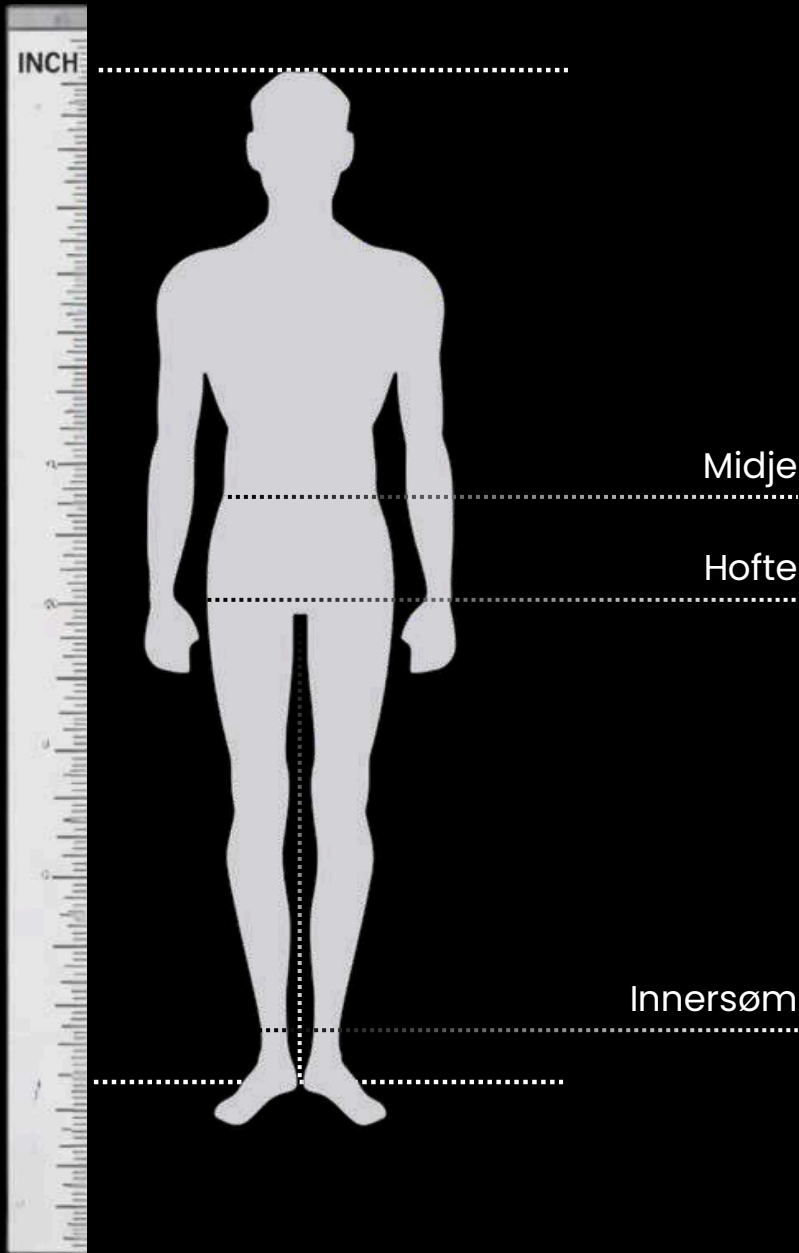


REEBOK ARBEIDSKLÆR HERREKLÆR (OFFISIELT)

OVERDELER – BRYST / MIDJE / HOFTE

STØRRELSE	BRYST (IN)	MIDJE (IN)	HOFTE (IN)
XS	32-35	28-30.5	32-34.5
S	35-38	30.5-33	34.5-37.5
M	38-41	33-36	37.5-40.5
L	41-44.5	36-40	40.5-44
XL	44.5-49	40-44.5	44-47.5
2XL	49-53.5	44.5-49.5	47.5-51
3XL	53.5-58	49.5-54.5	51-55

* (Reebok offisiell størrelsesguide for klær) (Reebok)



UNDERDELER – MIDJE / HOFTE / INNERØM

STØRRELSE	BRYST (IN)	MIDJE (IN)	HOFTE (IN)
XS	27-29	32-34	31.9
S	30-32	35-37	32.1
M	32-35	37-40	32.3
L	35-39	40-44	32.5
XL	39-43	44-48	32.7
2XL	43-47	48-51	32.5
3XL	48-53	51-56	32.3

* (Reebok offisiell guide) (Reebok)

KILDE

Reebok Work sko størrelsesguide – <https://reebokwork.com/mens-sizing-chart/>
(reebokwork.com)


Reebok klær størrelsesguide – <https://www.reebok.com/pages/mens-clothing-size-guide>
(Reebok)

UTSKRIFTTIPS

- Papir: A4 (210 × 297 mm)
- Retning: Stående
- Marger: Normal (2 cm)
- Tittelskrift: 18–22 pt
- Brødtekstskrift: 10–11 pt

REEBOK WORK

SHOES AND
WORKWEAR





HOW TO MEASURE YOUR FEET

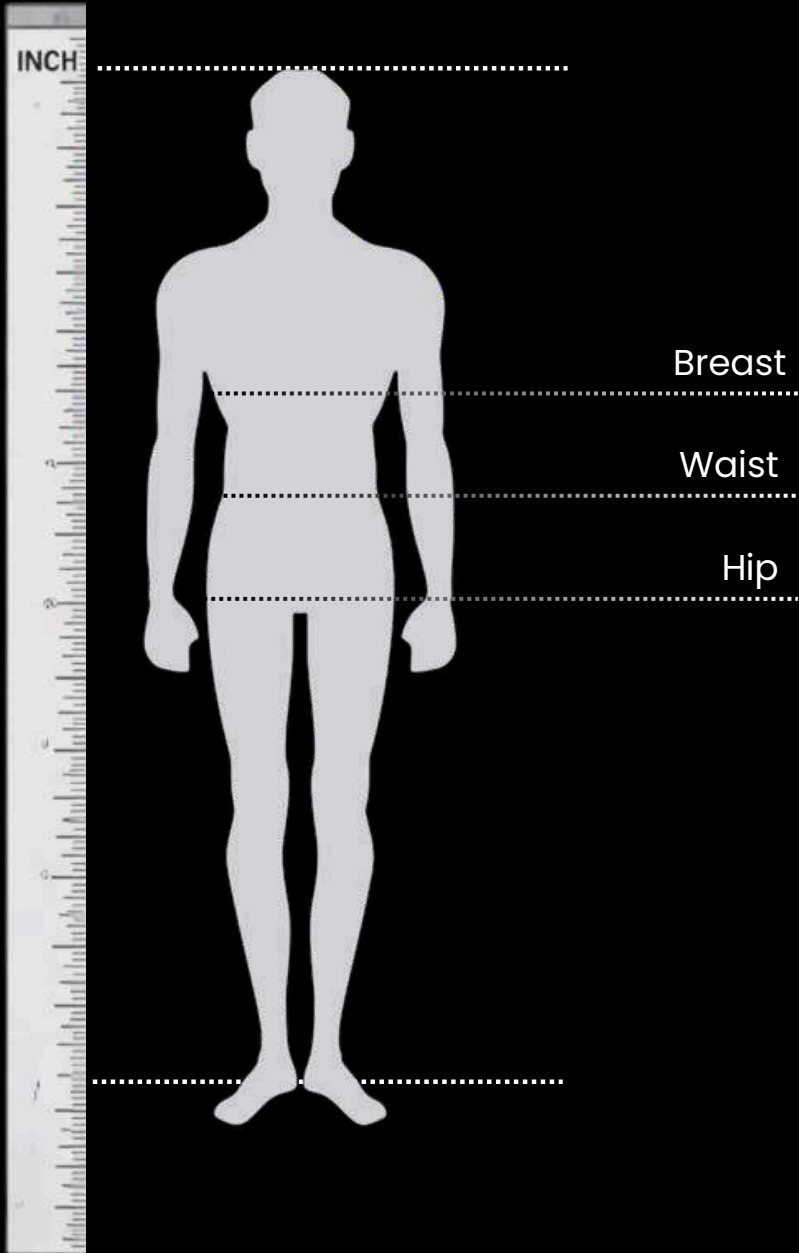
- 01 Place a piece of paper flat on the floor against a wall.
- 02 Stand on the paper with your heel touching the wall.
- 03 Mark the longest point of your foot (usually the big toe).
- 04 Measure the distance from the wall to the mark in centimeters (cm).
- 05 Use the table below to find your correct size.

HEEL-TOE (INCHES)	US MEN	UK	EU
8.3	3	2.5	35
8.5	3.5	3	35.5
8.7	4	3.5	36
8.9	4.5	4	37
9.1	5	4.5	37.5
9.3	5.5	5	38
9.4	6	5.5	38.5
9.6	6.5	6	39
9.8	7	6.5	40
10.0	7.5	7	40.5

** Tip: If you are between sizes, choose the larger size for extra comfort.
(based on official Reebok Work size guide) (Steel Toes)*

HEEL-TOE (INCHES)	US MEN	UK	EU
10.2	8	7.5	41
10.4	8.5	8	42
10.6	9	8.5	42.5
10.8	9.5	9	43
11.0	10	9.5	44
11.2	10.5	10	44.5
11.4	11	10.5	45
11.6	11.5	11	45.5
11.8	12	11.5	46

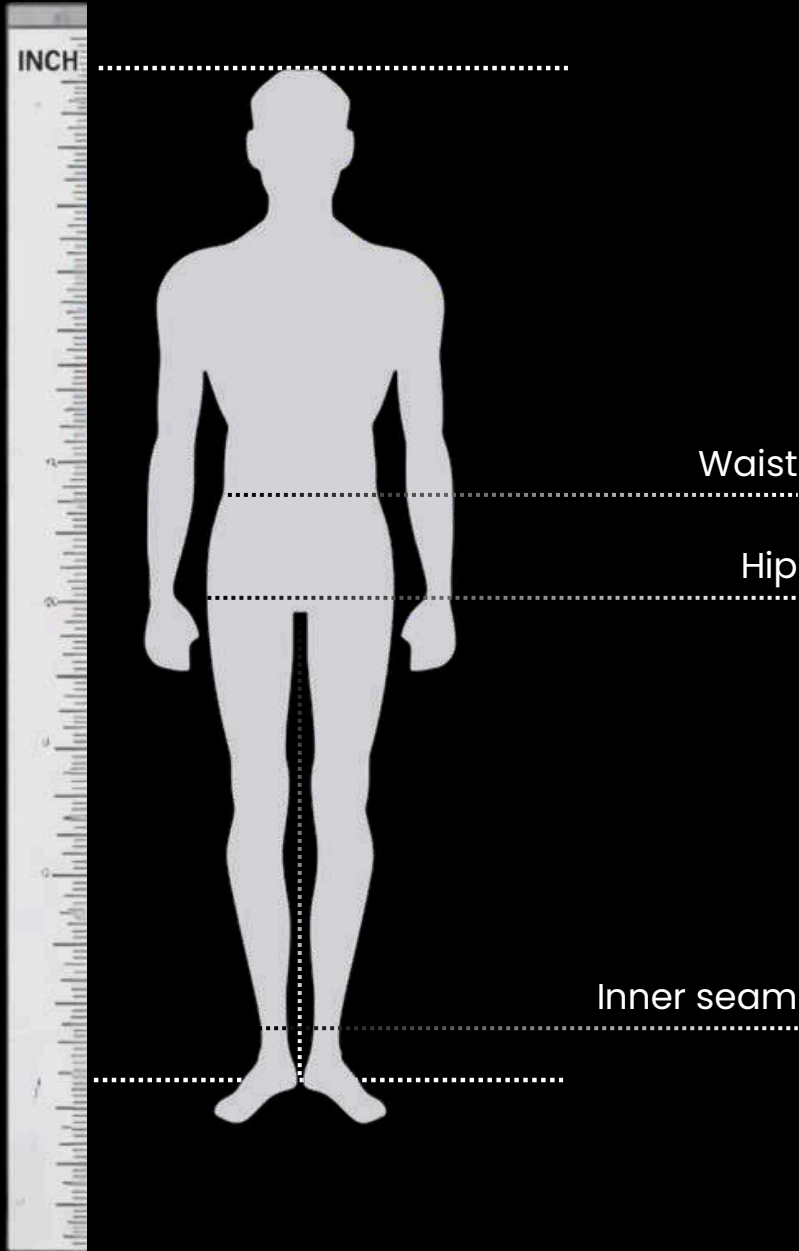
** Tip: If you are between sizes, choose the larger size for extra comfort.
(based on official Reebok Work size guide) (Steel Toes)*



REEBOK WORKWEAR –
MEN'S CLOTHING (OFFICIAL)
TOPS – CHEST / WAIST / HIPS

SIZE	CHEST (IN)	WAIST (IN)	HIP (IN)
XS	32-35	28-30.5	32-34.5
S	35-38	30.5-33	34.5-37.5
M	38-41	33-36	37.5-40.5
L	41-44.5	36-40	40.5-44
XL	44.5-49	40-44.5	44-47.5
2XL	49-53.5	44.5-49.5	47.5-51
3XL	53.5-58	49.5-54.5	51-55

* (official Reebok clothing guide) ([Reebok](#))



BOTTOMS – WAIST / HIP / INSEAM

SIZE	WAIST (IN)	HIP (IN)	INSEAM (IN)
XS	27-29	32-34	31.9
S	30-32	35-37	32.1
M	32-35	37-40	32.3
L	35-39	40-44	32.5
XL	39-43	44-48	32.7
2XL	43-47	48-51	32.5
3XL	48-53	51-56	32.3

* (official Reebok clothing guide) ([Reebok](#))

SOURCE

Reebok Work shoe size guide – <https://reebokwork.com/mens-sizing-chart/>
(reebokwork.com)

Reebok clothing size guide – <https://www.reebok.com/pages/mens-clothing-size-guide>
([Reebok](https://www.reebok.com))

PRINTING TIPS

- Paper: A4 (210 × 297 mm)
- Orientation: Portrait
- Margins: Normal (2 cm)
- Title font: 18–22 pt
- Body font: 10–11 pt